

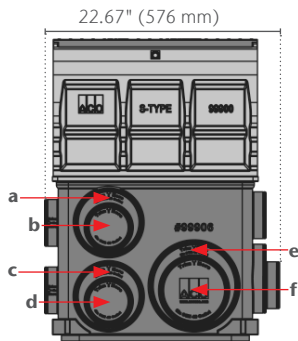
# SK1-901D In-Line Catch Basin w/ Plastic Base Spec Sheet



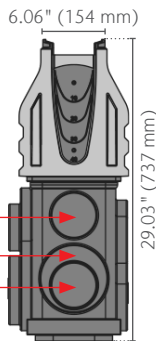
## SK1-901D

part no. 67051 (S100K)

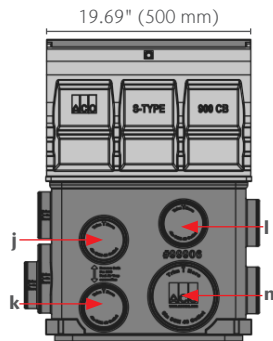
Side



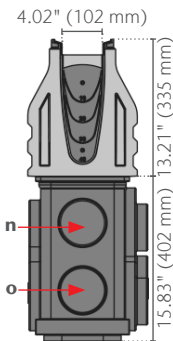
Front



Side



Front



Catch Basin Outlet	Size (SCH 40)	Invert in	GPM	CFS
a	6.00"	19.99	505	1.12
b	4.00"	19.36	227	0.51
c	6.00"	27.30	604	1.35
d	4.00"	26.43	269	0.60
e	8.00"	27.30	1051	2.34
f	6.00"	26.43	593	1.32
g	4.00"	18.56	222	0.49
h	6.00"	25.85	586	1.30
i	4.00"	25.30	263	0.59

Catch Basin Outlet	Size (SCH 40)	Invert in	GPM	CFS
j	4.00"	20.68	235	0.52
k	4.00"	27.17	273	0.61
l	4.00"	18.99	224	0.50
m	6.00"	27.17	602	1.34
n	4.00"	19.30	226	0.50
o	4.00"	25.67	265	0.59

Note: These are pipe flow rates at specified outlets, NOT channel flow rates. Catch basin flow rates are listed without a trash bucket—using a trash bucket reduces flow.

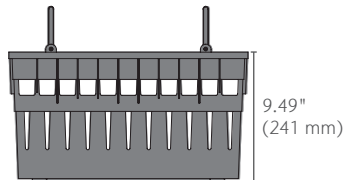
## Trash Bucket

included with K2-902

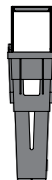
Top



Side

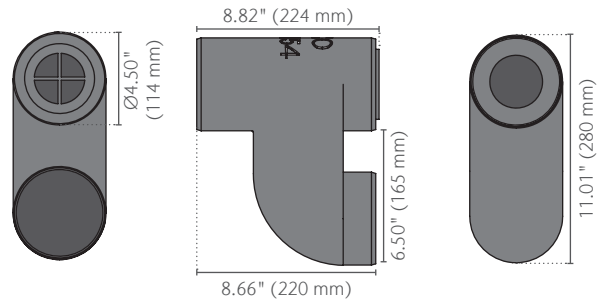


Front



## Foul Air Trap (optional)

part no. 90854



# SK1-901D In-Line Catch Basin w/ Plastic Base Spec Sheet



Product Name	Part No.	Volume* gal	Weight lbs
SK1-901D In-Line Catch Basin w/ Plastic Base	<b>67051</b>	12.5	86.0
Foul Air Trap	<b>90854</b>	-	1.2

\*Volume is up to grate seat and without trash bucket.

## Specification Summary

### General

The catch basin shall be ACO Drain® SK1-901D Catch Basin, comprising of a top section, trash bucket and base as manufactured by ACO, Inc. or similar approved.

### Grates

Grates shall be specified. See separate ACO Spec Info grate sheets for details. After removal of grates there shall be uninterrupted access to the catch basin to aid maintenance. Accepts all 0.5 m ACO S100K PowerLok® grates or S100K 4-Bolt grates.

### Installation

The trench drain/catch basin system shall be installed in accordance with the manufacturer's installation instructions and recommendations

### Materials

The catch basin top section shall be manufactured from polymer concrete with the minimum properties as follows:

- Compressive strength: 13,053 psi
- Flexural strength: 3,191 psi
- Water absorption: 0.07%
- Resistant to dilute acid and alkali
- Frost-proof
- Salt-proof

The nominal clear opening shall be 4.02" (102 mm) wide by 19.69" (500 mm) long. Overall width of 6.06" (154 mm) by 22.67" (576 mm) long. Type SK1-901D catch basin assembly has overall depth of 29.03" (737 mm). Polymer concrete top units shall incorporate a cast in a ductile iron frame manufactured with drillouts for channel connection and have a wall thickness of at least 0.59" (15 mm). Top units shall have horizontal cast in anchoring key features on the outside to ensure maximum mechanical bond to the surrounding bedding material and pavement surface. The base unit shall be an LLDPE plastic molding and incorporate molded plastic pipe stubs to facilitate pipe connection. The trash bucket shall be a polypropylene plastic molding.



200,000 lb Proof Load




EN1433 Load Class F  
202,328 lbs – 4,177 psi

## ACO, Inc.

© January 2026 ACO, Inc.

All reasonable care has been taken in compiling the information in this document. All recommendations and suggestions on the use of ACO products are made without guarantee since the conditions of use are beyond the control of the company. It is the customer's responsibility to ensure that each product is fit for its intended purpose and that the actual conditions of use are suitable. ACO, Inc. reserves the right to change products and specifications without notice.



info@acousa.com  
www.acousa.com

